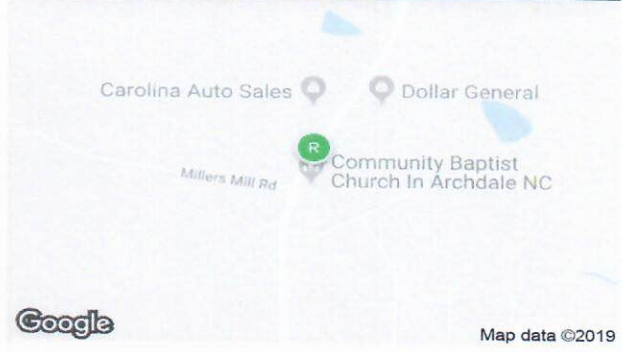




9022 Hillsville Rd
9022 Hillsville Rd
Trinity, NC 27370



PROPERTY DATA - Retail

Building Size	3,000 3,000 SF	# Floors	1	Construction Type	
Specific Use		Elevators		Sprinklered	
Building Status	Existing	Condo	No	Parking	/
Occupancy Type	Multi-Tenant	Lot Size	4.92 Ac / 214,315 SF	Owner	
Year Built / Renovated	/	Zoning		Market Area	NC - NW Randolph County
# of Units		APN	7726128995	# of Buildings	1

Murray Skeen
Murray Skeen Properties, LLC
Murray@MurraySkeen.com
336-362-6550

AVAILABLE SPACE - For Lease

Type: Suite	Sublease	Vacant	Avail SF	Min SF	Rate	Date Avail
Retail	No	Yes	3,000	3,000	\$1,500.00 Monthly G Lease	Immediately

Has been a C Store. We are proposing two ground level doors 10'x 10' for a garage or tire service business. Heavy traffic area lots of possibilities., Building is heated and cooled. We want a long term tenant. Do not even think about an internet cafe or sweepstakes the landlord will not permit that type of operation., ,

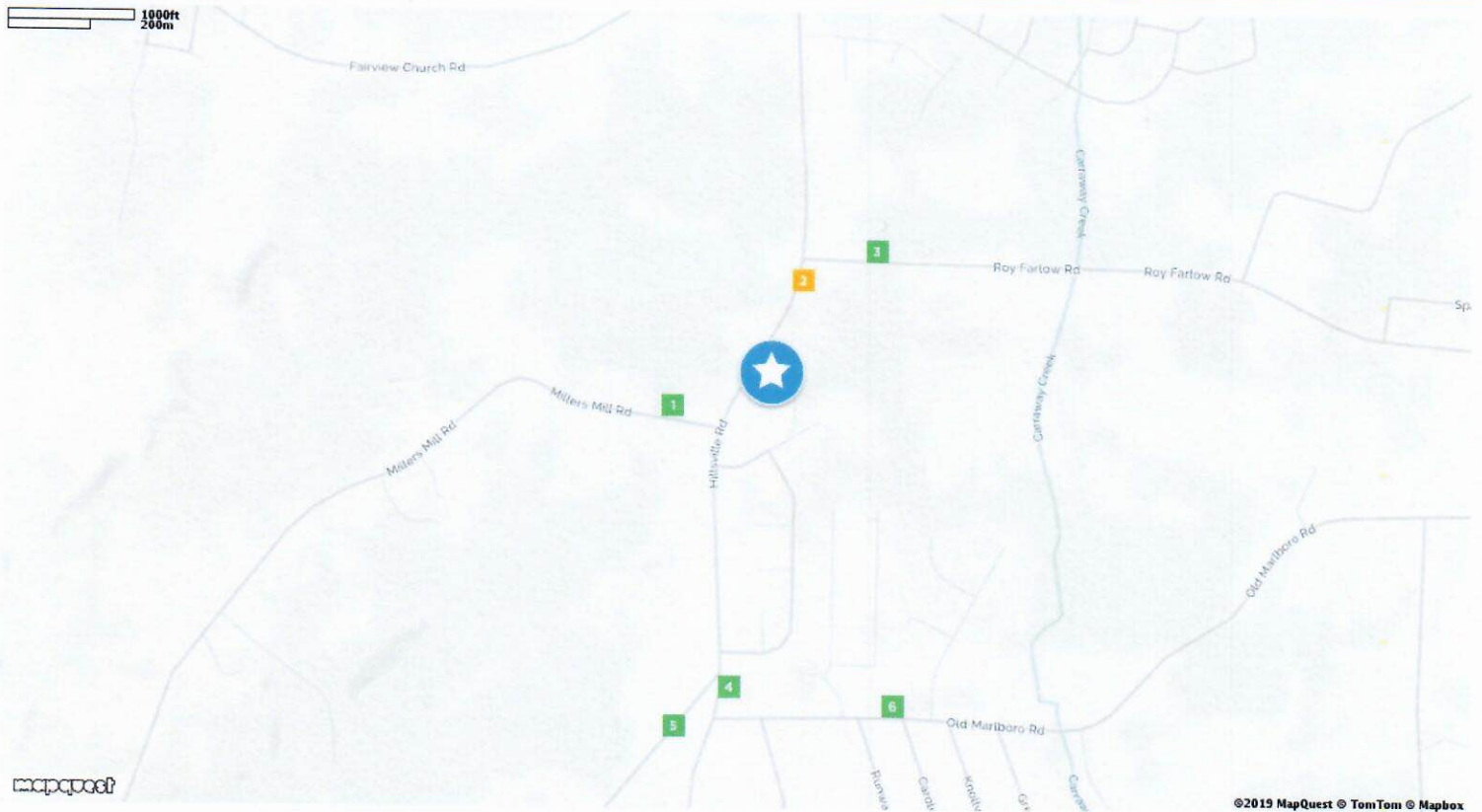


Murray Skeen
Murray@MurraySkeen.com
336-362-6550



This information supplied herein is from sources we deem reliable. It is provided without any representation, warranty or guarantee, expressed or implied as to its accuracy. Prospective Buyer or Tenant should conduct an independent investigation and verification of all matters deemed to be material, including, but not limited to, the accuracy of income and expenses. (Do not rely on this information as a basis for any decision.)

Traffic Counts



SR 1545 W OF SR 1004 Year: 2013	1 780	SR 1004 S OF SR 1534 Year: 2013	2 7,200	SR 1534 E OF SR 1004 Year: 2013	3 830	SR 1004 S OF SR 1408 Year: 2013	4 4,400	SR 1408 W OF SR 1004 Year: 2013	5 3,800
SR 1858 E OF SR 1833 Year: 2014	6 1,300								

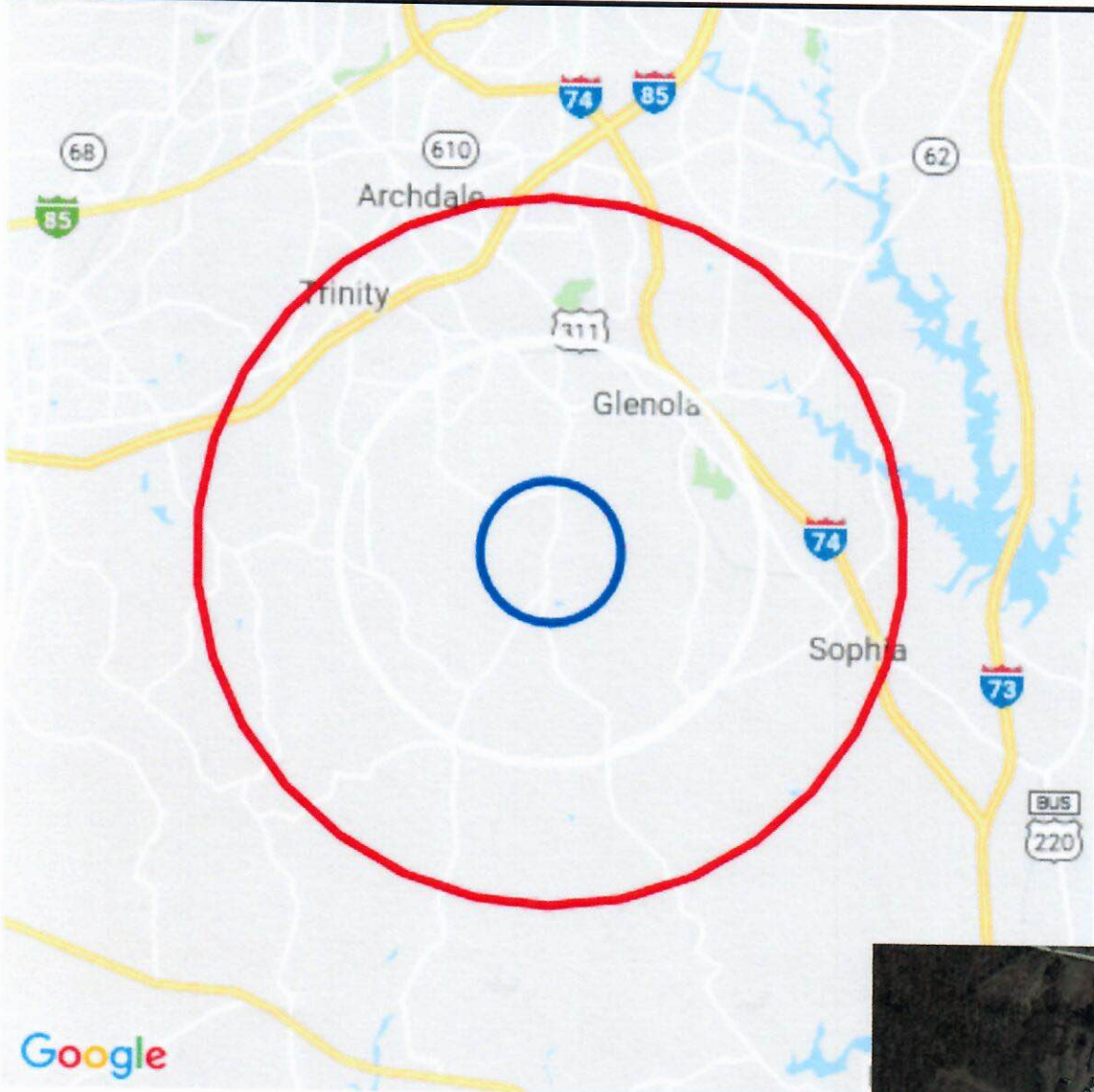


Murray Skeen
Murray@MurraySkeen.com
336-362-6550



This information supplied herein is from sources we deem reliable. It is provided without any representation, warranty or guarantee, expressed or implied as to its accuracy. Prospective Buyer or Tenant should conduct an independent investigation and verification of all matters deemed to be material, including, but not limited to, statements of income, expenses, credit ratings, market conditions, and other data.

Demographic Report



9022 Hillsville Rd

Population

Distance	Male	Female	Total
1- Mile	232	232	464
3- Mile	3,089	3,080	6,169
5- Mile	8,305	8,195	16,500

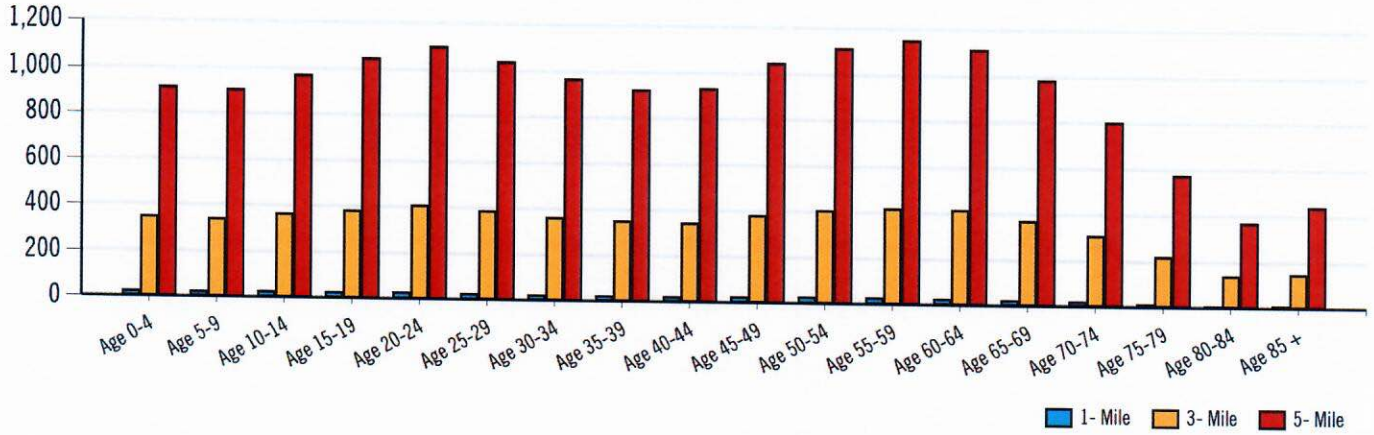


Murray Skeen
 Murray@MurraySkeen.com
 336-362-6550

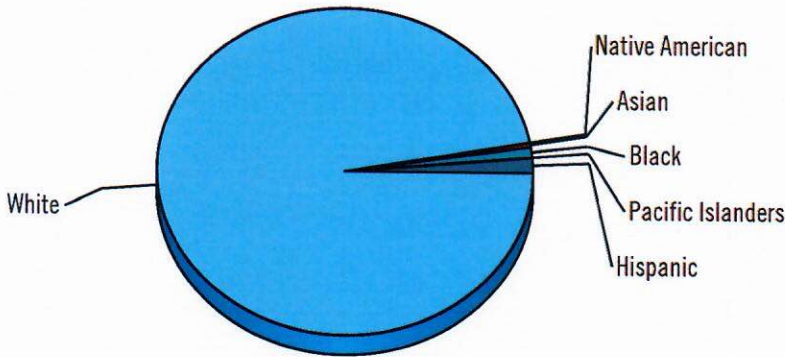


This information supplied herein is from sources we deem reliable. It is provided without any representation, warranty or guarantee, expressed or implied as to its accuracy. Prospective Buyer or Tenant should conduct an independent investigation and verification of all matters deemed to be material, including, but not limited to, statements of income and expenses. Please contact your attorney for more information.

Population by Distance and Age (2018)

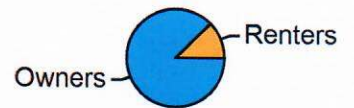


Ethnicity within 5 miles

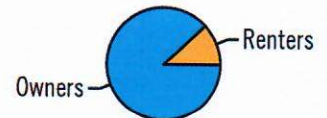


■ White
 ■ Native American
 ■ Asian
 ■ Black
 ■ Pacific Islanders
 ■ Hispanic

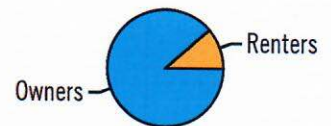
Home Ownership 1 Mile



Home Ownership 3 Mile



Home Ownership 5 Mile



Employment by Distance

Distance	Employed	Unemployed	Unemployment Rate
1-Mile	207	11	0.51 %
3-Mile	2,815	142	1.90 %
5-Mile	7,998	307	2.29 %



Murray Skeen
 Murray@MurraySkeen.com
 336-362-6550

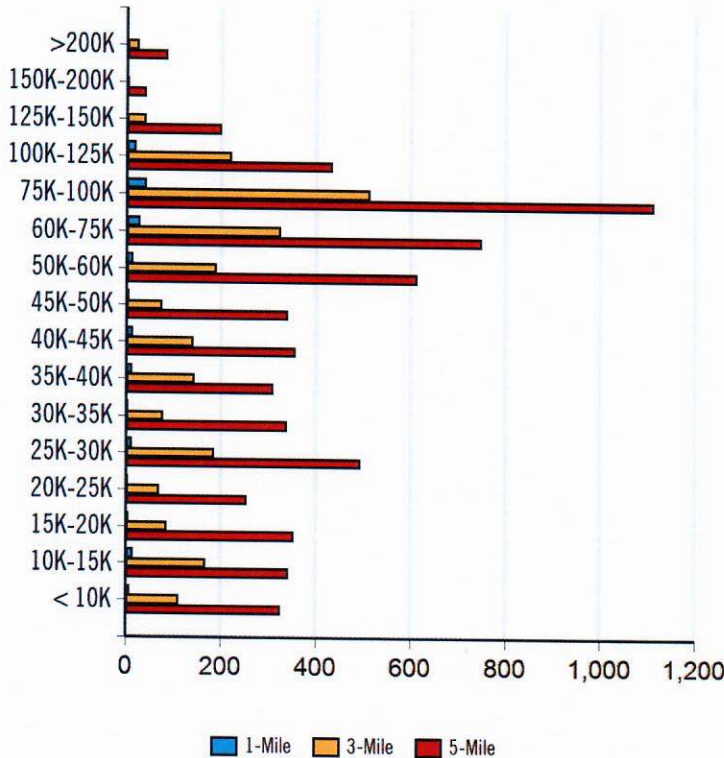


This information supplied herein is from sources we deem reliable. It is provided without any representation, warranty or guarantee, expressed or implied as to its accuracy. Prospective Buyer or Tenant should conduct an independent investigation and verification of all matters deemed to be material, including, but not limited to, availability of income and expenses. Demographic information is not intended to be used for any purpose other than that for which it was collected.

Labor & Income

	Agriculture	Mining	Construction	Manufacturing	Wholesale	Retail	Transportation	Information	Professional	Utility	Hospitality	Pub-Admin	Other
1-Mile	0	0	12	60	14	15	15	5	4	32	16	5	23
3-Mile	18	4	181	804	146	249	210	48	106	476	182	43	229
5-Mile	107	17	532	2,273	271	841	487	112	476	1,398	397	78	677

Household Income



Radius	Median Household Income
1-Mile	\$67,048.00
3-Mile	\$61,023.67
5-Mile	\$53,308.00

Radius	Average Household Income
1-Mile	\$61,784.33
3-Mile	\$60,369.56
5-Mile	\$54,980.59

Radius	Aggregate Household Income
1-Mile	\$10,600,561.25
3-Mile	\$142,117,926.80
5-Mile	\$368,694,264.21

Education

	1-Mile	3-mile	5-mile
Pop > 25	321	4,305	11,536
High School Grad	161	1,813	4,435
Some College	43	666	1,975
Associates	13	213	661
Bachelors	19	288	945
Masters	3	51	184
Prof. Degree	0	15	46
Doctorate	0	3	10

Tapestry

	1-Mile	3-mile	5-mile
Vacant Ready For Rent	13 %	49 %	80 %
Teen's	10 %	39 %	59 %
Expensive Homes	18 %	49 %	45 %
Mobile Homes	30 %	142 %	190 %
New Homes	18 %	67 %	101 %
New Households	6 %	25 %	40 %
Military Households	0 %	2 %	2 %
Households with 4+ Cars	27 %	95 %	125 %
Public Transportation Users	0 %	1 %	2 %
Young Wealthy Households	0 %	4 %	11 %

This Tapestry information compares this selected market against the average. If a tapestry is over 100% it is above average for that statistic. If a tapestry is under 100% it is below average.



Murray Skeen
Murray@MurraySkeen.com
336-362-6550



This information supplied herein is from sources we deem reliable. It is provided without any representation, warranty or guarantee, expressed or implied as to its accuracy. Prospective Buyer or Tenant should conduct an independent investigation and verification of all matters deemed to be material including, but not limited to, statements of income and expenses. Property information is subject to change without notice.

Expenditures

	1-Mile	%	3-Mile	%	5-Mile	%
Total Expenditures	7,932,775		106,141,861		281,849,766	
Average annual household	45,685		45,348		43,396	
Food	5,956	13.04 %	5,924	13.06 %	5,710	13.16 %
Food at home	4,007		3,964		3,855	
Cereals and bakery products	570		563		547	
Cereals and cereal products	205		201		195	
Bakery products	365		361		351	
Meats poultry fish and eggs	779		783		771	
Beef	177		180		178	
Pork	145		144		143	
Poultry	145		146		145	
Fish and seafood	123		123		120	
Eggs	66		65		64	
Dairy products	404		396		383	
Fruits and vegetables	816		802		773	
Fresh fruits	120		117		113	
Processed vegetables	159		156		152	
Sugar and other sweets	147		146		143	
Fats and oils	129		127		123	
Miscellaneous foods	764		753		732	
Nonalcoholic beverages	346		343		336	
Food away from home	1,949		1,959		1,855	
Alcoholic beverages	311		313		294	
Housing	16,722	36.60 %	16,614	36.64 %	16,071	37.03 %
Shelter	10,065		9,986		9,652	
Owned dwellings	6,073		5,930		5,599	
Mortgage interest and charges	3,072		2,964		2,766	
Property taxes	2,015		1,981		1,869	
Maintenance repairs	986		984		963	
Rented dwellings	3,320		3,353		3,392	
Other lodging	671		701		660	
Utilities fuels	4,085		4,041		3,945	
Natural gas	376		370		358	
Electricity	1,626		1,623		1,599	
Fuel oil	158		155		147	
Telephone services	1,284		1,263		1,229	
Water and other public services	639		629		610	
Household operations	1,077	2.36 %	1,091	2.41 %	1,043	2.40 %
Personal services	288		300		280	
Other household expenses	788		791		762	
Housekeeping supplies	543		548		537	
Laundry and cleaning supplies	158		155		151	
Other household products	313		316		308	
Postage and stationery	72		75		76	
Household furnishings	950		946		893	
Household textiles	69		69		65	
Furniture	180		185		172	
Floor coverings	22		21		20	
Major appliances	155		147		138	
Small appliances	71		77		75	
Miscellaneous	451		445		419	
Apparel and services	1,108	2.43 %	1,150	2.54 %	1,118	2.58 %
Men and boys	225		228		212	
Men 16 and over	194		193		177	
Boys 2 to 15	30		35		35	
Women and girls	407		417		408	



Murray Skeen
Murray@MurraySkeen.com
336-362-6550



This information supplied herein is from sources we deem reliable. It is provided without any representation, warranty or guarantee, expressed or implied as to its accuracy. Prospective Buyer or Tenant should conduct an independent investigation and verification of all matters deemed to be material, including, but not limited to, title, zoning, and other. Please see other important notices and disclosures.

Women 16 and over	333	341	333
Girls 2 to 15	74	75	74
Children under 2	80	83	82

Expenditures (Continued)

	1-Mile	%	3-Mile	%	5-Mile	%
Total Expenditures	7,932,775		106,141,861		281,849,766	
Average annual household	45,685		45,348		43,396	
Transportation	6,441	14.10 %	6,335	13.97 %	6,038	13.91 %
Vehicle purchases	1,535		1,459		1,341	
Cars and trucks new	821		749		691	
Cars and trucks used	660		664		609	
Gasoline and motor oil	2,108		2,061		1,996	
Other vehicle expenses	2,426		2,429		2,336	
Vehicle finance charges	171		165		156	
Maintenance and repairs	829		821		791	
Vehicle insurance	1,127		1,150		1,113	
Vehicle rental leases	298		291		275	
Public transportation	372		385		364	
Health care	3,786	8.29 %	3,681	8.12 %	3,531	8.14 %
Health insurance	2,478		2,423		2,340	
Medical services	809		771		720	
Drugs	383		370		359	
Medical supplies	115		116		111	
Entertainment	2,769	6.06 %	2,726	6.01 %	2,598	5.99 %
Fees and admissions	467		466		430	
Television radios	1,028		1,013		986	
Pets toys	993		987		945	
Personal care products	585		578		551	
Reading	46		48		47	
Education	849		957		907	
Tobacco products	415		409		411	
Miscellaneous	720	1.58 %	717	1.58 %	698	1.61 %
Cash contributions	1,342		1,296		1,231	
Personal insurance	4,630		4,593		4,185	
Life and other personal insurance	154		157		147	
Pensions and Social Security	4,476		4,436		4,037	

Distance	Year	Estimated Households			Housing Occupied By		Housing Occupancy		
		Projection	2000	Change	1 Person	Family	Owner	Renter	Vacant
1-Mile	2020	2,221	2,019	8.87 %	423	1,726	1,937	284	450
3-Mile	2020	5,552	5,273	4.43 %	1,061	4,298	4,905	647	1,312
5-Mile	2020	10,270	9,821	3.18 %	2,040	7,833	9,018	1,252	2,453
1-Mile	2023	2,058	2,019	0.91 %	392	1,600	1,881	177	698
3-Mile	2023	5,206	5,273	-1.96 %	994	4,033	4,797	409	1,878
5-Mile	2023	9,625	9,821	-3.21 %	1,910	7,345	8,818	807	3,512



Murray Skeen
Murray@MurraySkeen.com
336-362-6550



This information supplied herein is from sources we deem reliable. It is provided without any representation, warranty or guarantee, expressed or implied as to its accuracy. Prospective Buyer or Tenant should conduct an independent investigation and verification of all matters deemed to be material, including, but not limited to, availability of income and expenses. Please contact your agent for more information.